

12 V 80 Ah (C₂₀) Deep Cycle Flooded Battery

PHYSICAL CHARACTERISTICS

	SI Units	US Units
Length	260 mm	10.2 inch
Width	175 mm	6.9 inch
Height	220 mm	8.7 inch
Typical weight	20,7 kg	45.6 lbs



Specifications:

- Nominal voltage: 12 V
- Rated capacity: 80 Ah (at C₂₀ and 25 °C)
- Plate technology: Antimony / Calcium
- Separator: Polyethylene + glass mat
- Electrolyte: Sulphuric acid; analytical grade
- Standards: IEC 60254; IEC 61427
- Case / Lid material: Polypropylene
- Lid type: Double / Flat
- Terminal type: Top / Automotive
- Carrying Handles: Available
- Cycles at 75% DoD: more than 400
- PVES applications: more than 800 cycles

Performance characteristics:

BATTERY DISCHARGE PERFORMANCE AT 25°C

Discharge rate	C ₅ (5 h)	C ₂₀ (20 h)	C ₁₀₀ (100 h)	Capacity at 25 A
End of discharge voltage	10.20 V	10.50 V	10.80 V	10.50 V
Discharge capacity	65 Ah	80 Ah	85 Ah	150 min / 63 Ah

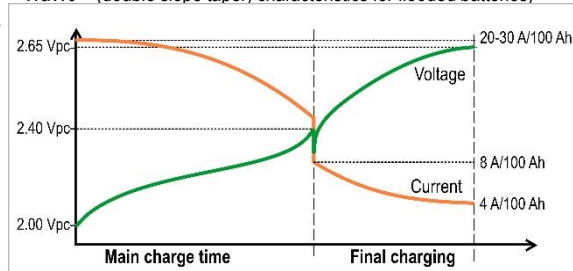
Temperature correction factor of discharge C₂₀ (20 h) capacity

Temperature	-10 °C	0 °C	10 °C	15 °C	20 °C	30 °C	40 °C
Correction factor	0.83	0.87	0.92	0.94	0.97	1.03	1.09

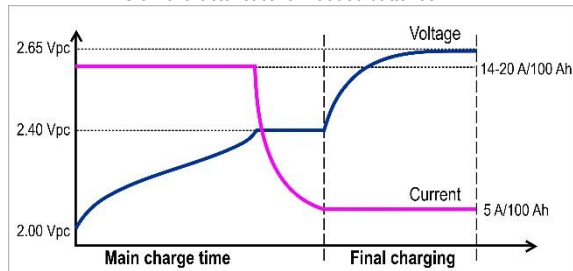
BATTERY CHARGE CONDITIONS

Charging profiles: WaW0 and IU1a Charge factor: 1.10 – 1.20

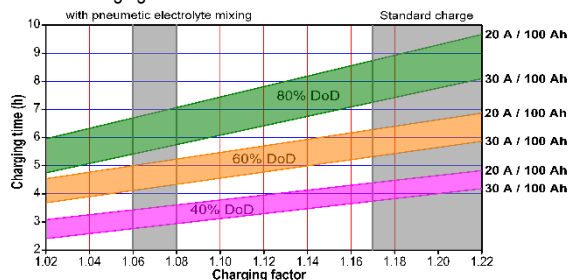
WaW0 – (double slope taper) characteristics for flooded batteries



IU1a – characteristics for flooded batteries



Charging times with WaW0-characteristics in hours



Charging times with IU1a-characteristics in hours

